

**SPECIFICATIONS:**

The Gas Control panel Retro-fit kit allows you to change from Chemetron or Ohmeda to Amico **Alert-1** series without breaking the pipeline or cutting into the existing wall.

The control panel shall be supplied with a quarter turn shut-off ball valve, rated at no less than 300 psi [2,069kPa].

The unit shall have an inlet pressure indicator 0 - 400 psi [0-2,750kPa] valve to indicate the inlet supply pressure.

The pressure regulator, adjustable between 0 to 250 psi [0 to 1,724 kPa], shall have a safety lock to prevent inadvertent changes during usage.

The outlet controlled pressure shall be monitored by a pressure indicator with a range of 0 - 400 psi [0 - 2,750 kPa].

The DISS outlet shall be a Diameter Index Safety System (D.I.S.S.) for Air or Nitrogen Service Outlet or "Safety Swing Coupling" for pressures above 200psig. The outlets shall be used for connection to pneumatic surgical tools.

The mounting frame is made from 18 gauge aluminum that has been painted for an aesthetic appearance.

The unit shall be factory tested and cleaned for the intended gas service.

The Gas Control Panel is **UL** Listed to U.S. and Canadian safety standards.

Amico products comply with NFPA-99.



**FEATURES:**

- Inlet and outlet pressure display gauges in psi/kPa.
- Manual shut-off valve.
- Outlet supply pipe for remote mounted outlets.
- 3/8" [9.5 mm] internal tubing for high flow.
- High flow capacity lockable regulator.
- Aluminum front simplifies cleaning.
- Maximum supply pressure 250 psi [1,724 kPa]
- Maximum delivery pressure:
 

DISS	=	200 psi
HP (Safety Swing Coupling)	=	250 psi

**PROJECT:**

---



---

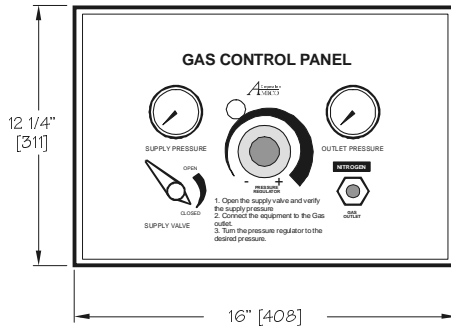


---

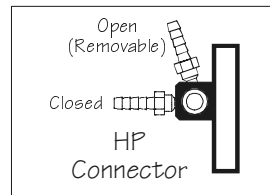
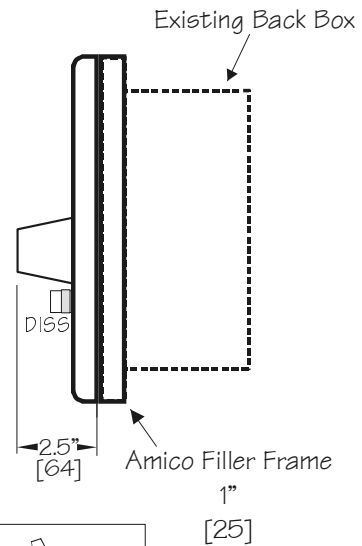
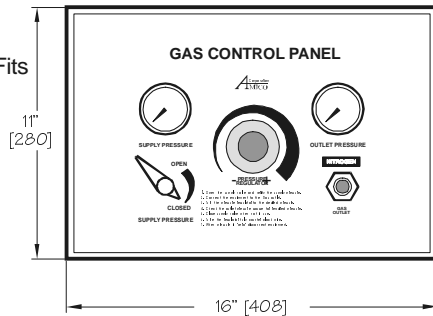
# D I M E N S I O N S

Inch  
[mm]

For Ohio Retro-Fits only



For Ohmeda,  
Chemtron and  
Oxequip Retro-Fits



## Installation:

**Remove existing Gas control panel.**

**Mount filler frame.**

**Connect new control panel and mount to filler frame.**

**N-X-CON-ADA-B25** = High pressure adapter with 1/4" Hose barb. (supplied with HP Gas Control Panel).

**A** Series  
**ALERT-1**

## M O D E L N U M B E R S

**N-CONC-AIR-E-REL** = Air Control Panel - English, relieving.

**N-CONC-E-REL** = Nitrogen Control Panel Retro-fit- DISS - English, relieving. (NFPA)

**N-CONC-E-HP-REL** = Nitrogen Control Panel High Pressure - English, relieving. (NFPA)

**N-CONC-E-HP** = Nitrogen Control Panel High Pressure - English, NON relieving. (CSA)

**N-CONC-E** = Nitrogen Control Panel - DISS - English, NON relieving. (CSA)

**N-CONC-AIR-E** = Air Control Panel - English, NON relieving. (CSA)

For French, change -E to -F.

## D I S T R I B U T E D B Y :